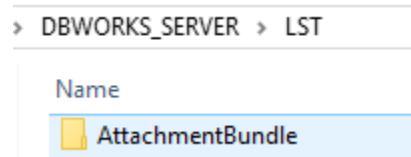


November, 2025

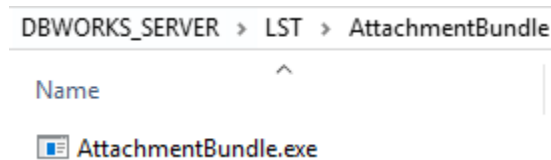


# Attachment Bundle Installation Instructions

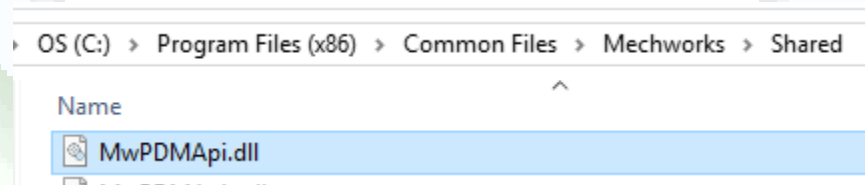
In the ...DBWorks\_Server\LST folder, create a folder called "AttachmentBundle":



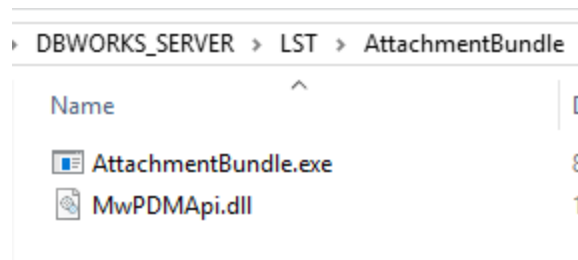
In this folder, install the AttachmentBundle.exe file:



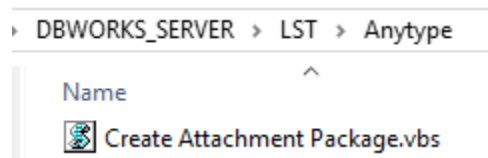
Next, browse to the C:\Program Files (x86)\Common Files\MechWorks\Shared folder and locate the MwPdmApi.dll file:



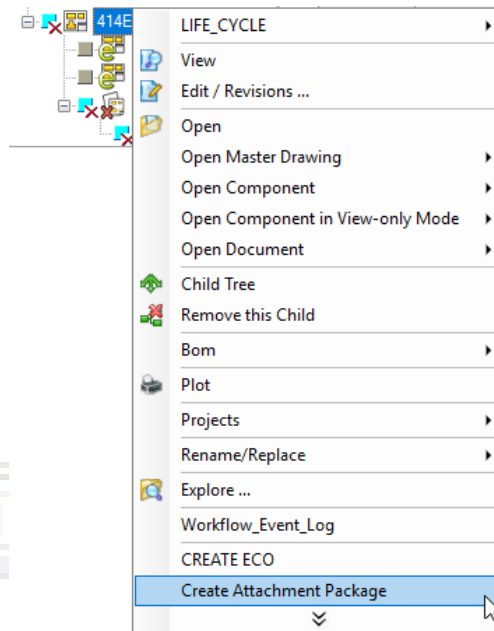
Copy this file into the ...DBWorks\_Server\LST\AttachmentBundle folder:



Finally, install the "Create Attachment Package.vbs" script in the ...DBWorks\_Server\LST\AnyType folder:



When you right mouse select any record in the MechWorks PDM browser, there will now be a new context menu item called “Create Attachment Package”:



Selecting this command will launch the Attachment Bundle tool, allowing you to create a bundle package of the selected document and its descendants:

